



Shavings

Hill Country Turners Monthly Newsletter



Volume #20

Issue #7 August 3, 2015

Next Meeting, August 13, 2015 MEETING PLACE

Hill Country Turners meet in the basement at the KACC (Kerr Arts & Cultural Center) at 228 Earl Garrett, Kerrville, Texas at 6:00 pm on the 2nd Thursday of the month. The formal meeting starts at 6:30.

Demo: James Hampton did a swell demo of a supremely complicated procedure. James had cut the process down by preparing handouts and demonstration pieces early. Even so, the demo took a long time. A buildup of multi-diamond-staves to make an inside-out Christmas Ornament is such a complex operation that it is beyond the scope of this newsletter to cover it. What we can do is point you to a website that was the origin of James' demo. David Reed Smith gives an in-depth review of the process, the making of the staves and even the creation of small clamps out of PVC pipe. Here it is:

<http://www.davidreedsmith.com/Articles/DiamondOrnament/DiamondOrnament.htm>

And here are some pictures of James and his work. Once again Chuck Felton helped out on these.



Thank you James!

Next Meeting: Tom Canfield, the grand tall man of Fredericksburg will do the demo for next meeting and the Title is: TURNING 2X6 LUMBER. Tom says "Great for beginning turners, and also for experience turners to improve their skills. Construction grade 2x6 lumber is a great source of material. It is often free as scraps at a construction site, or fairly cheap if you go buy a 8' board. The wood comes with a large variety of grain orientation, hardness, and often knots requiring one to learn about wood characteristics. Sharp tools are required to get a clean cut requiring improving sharpening skills, and then sanding and finishing (though not encouraged on practice pieces) can be practiced. The demo will talk about preparing, mounting, and end up turning a square wing on mid-side of a bowl (#6 on sheet), and then remove the tenon with jam chuck. NO SANDING done in demo. A handout will show 10 suggested profiles to try at home." The hand out is attached at the end of this letter.

Show and Tell: The redoubtable George Hatfield from "Down Under" came to see us again after several years' absence. He is a skew wizard, and a professional woodturner retired to become a

woodturner at a more suitable pace. He brought a couple of table legs he turned out of soft maple (silver leaf maple) after gave up on trying to turn them out of hard maple. He showed us the legs and a base that he turned and even a clever way of turning multiple feet for the base (that would have a nice curve to match the base) from a single disk of wood. (I have put the picture upside down to show the position they would be for gluing to the bottom of the base.



Joel Haby showed his first four bowls of mesquite. Very impressive. James Johnson brought a twice dyed, beautiful grained bowl of box elder. Vern Hallmark showed the completed stool of Hickory that he demoed at his open shop and even pointed out

a smooth repair of a misaligned leg that was the result of the pressure to perform. Finally our own "redoubtable" Harold Dykes brought a small segmented hollow form of exquisite character.



Drinks/Snacks List 2015		
	Drinks	Snacks
August	Roger Arnold	Kathy Roberts
September	Jim Whisnand	Will Aymond
October	J. Williams	Curtis Herbert
November	Kathy Hampton	Ralph Hausman
December	ANNUAL CHRISTMAS PARTY	

Set-up/Take-down List 2015	
August.	Your Name/Should be here!
September	_____ / _____
October.	_____ / _____
November.	_____ / _____
Set up begins ~ 5:00 p.m. The back doors will open then	

HCT Mentoring Program

It has always been a practice to encourage new members to visit in the shops of other members to help them get oriented to turning. Now we are offering for new turners a special list of members eager to help along with their area of interest. Even some less-than-new members who would like to talk to someone in a special area might take advantage of the help with special interests

The following members have volunteered to serve as Club Mentors. If you have a woodturning or tool/equipment question, call one of these individuals. They would be happy to help.

Name	Phone	Specialty	Name	Phone	Specialty
Roger Arnold	830-866-3670	Shop Practices	Uel Clanton	830-896-5288	General/Spindles
L. A. Cude	901-355-7046	Lacquer Finish	James Johnson	830-895-4170	All
Joe Johnson	830-896-5924	General	John Jones	830-537-4503	General
K. Longnecker	830-257-6033	Split Turning/Pens	Ken Morton	210-833-7148	Natural Edge
Raúl Peña	830-6342545	General			

THE BIG CHIPS” of HCT 2015

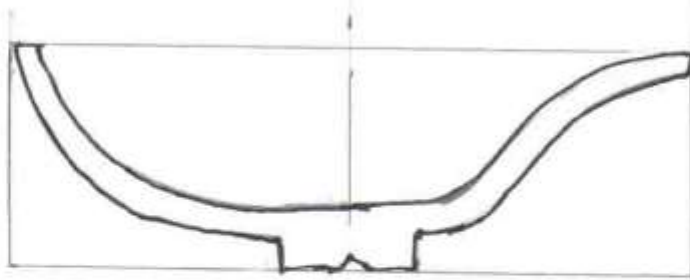
President	George Taylor	(972)824-0550	
1st Vice President	John Stegall	(830) 928-0859	
2nd Vice President	Kathy Roberts	(325) 247-6266	
Treasurer	Roger Arnold	(830) 866-3670	
Secretary	Joel Haby	(210) 884-6762	
Past President	Ken Morton	(210) 833-7148	
Special Events	Bill Hussey	(830) 896-8093	
Newsletter	Jerre Williams	(830) 895-3206	
KACC Liaison	Uel Clanton	(830) 896-5288	
SWAT Representative	Tom Canfield	(830) 997-6236	
Audio-Video Director	Tom Whiting	(443) 243-6933	
Webmaster	Linda Arnold	(830) 866-3670	
Website	http://www.hillcountryturners.org		

Hill country turners is a chapter of the American Association of Woodturners dedicated to providing education, information and a place to meet and discuss woodworking and woodturning.

Bowl Profiles are on the following page

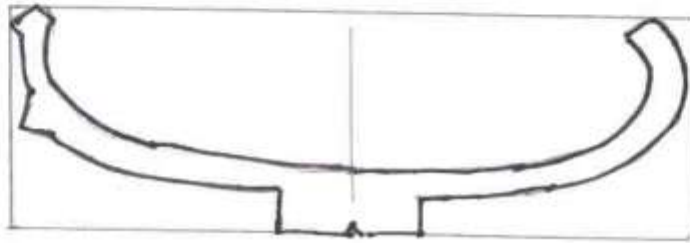
BOWL PROFILES FOR 2X6 LUMBER

①
STANDARD



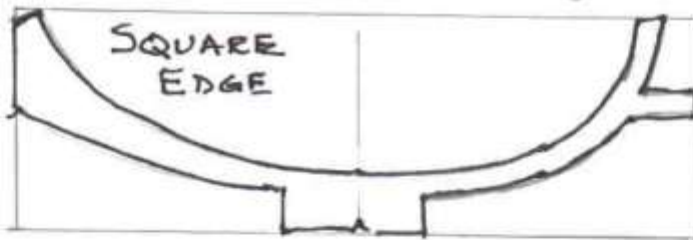
②
OGEE

③
ADD RIM
& SIDE
DETAIL



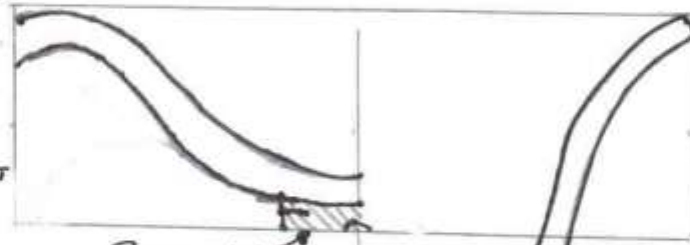
④
UNDERCUT
RIM

⑤
DIAG. CUT
SECTION



⑥
DIAG. CUT
SECTION

⑦
DIAG. CUT
SECTION



⑧
GLUE FOR
ADD HEIGHT,
BASE, ETC.

HEANFIELD
2-19-15

REMOVE
TENON

2X4
ADD GLUE
BLOCK